

# NRx Pharmaceuticals, Inc.

*Q2 inline. Phase 3 trial progressing well and major new partnership. We believe expected positive clinical data in Q4 2023 to be strong catalyst for stock. Raising P/T to \$5.25.*

**Q2 inline:** NRx recently (on August 14) reported its Q2 2023 (ending June) results. Net loss was \$8.7 million or EPS of \$(0.12) compared with our and consensus estimates of \$(0.13) - (0.14). There was no guidance. NRx is a clinical stage drug development company so it generates no revenue.

**Operating expenses:** Operating expenses were \$8.2 million, down slightly from Q1's \$9.4 million on continued clinical trial activities.

**No guidance:** Management did not provide forward guidance.

**Adjusting estimate:** We are adjusting our 2023 EPS estimate to \$(0.52) from \$(0.56).

**Focused on Bipolar Disorder:** Its main drug is NRX-101 (D-cycloserine/Lurasidone) for the treatment of bipolar depression in patients with suicidality (the risk of suicide). NRX-101 aims to be the first oral therapeutic for the treatment of Bipolar Depression in patients with Acute Suicidal Ideation and Behavior ("ASIB") and Sub-Acute Suicidal Ideation and Behavior ("SSIB").

**NRX-101:** NRX-101 is a dual-targeted therapy regimen consisting of an initial treatment with NRX-100 (intravenous ketamine) followed by 6-week treatment with NRX-101 (combined DCS and lurasidone). Ketamine is a generic drug and has been widely used for a long time as an antidepressant, although its effect does not last long (usually about a week). NRX-101 is designed to extend ketamine's proven anti-suicidal and antidepressant benefits without its drawbacks.

**Large market potential:** There is no medicine approved to treat patients with bipolar depression suffering suicidal ideation. According to the NIH, an estimated 2.8% of the U.S. adult population had bipolar disorder in the past 12 months, and the lifetime prevalence is 4.4% of adults in the U.S. Lifetime suicide behavior occurs in 25% to 56% of people with bipolar depression.

**Clinical trials data expected in Q4 2023:** In Q2 2022, enrollment was initiated in its Phase 2 trial of NRX-101 in patients with Bipolar Depression and Sub-Acute Suicidal Ideation & Behavior (SSIB) (not requiring hospitalization). In January 2023, a registration trial (Phase 3) was initiated for NRX-101 in patients with Bipolar Depression and acute suicidal ideation and behavior (ASIB) (requiring hospitalization). In March 2023, the DSMB (Data and Safety Monitoring Board) examined unblinded study data to assess the study for safety and potential futility and recommended continuation of patient enrollment as planned. This trial has been upgraded to a Phase 2b/3 study that may be used for a registrational filing. Top-line data from this trial is expected in Q4 2023. If the trials are successful, the company may be able to file a new drug application (NDA) with the FDA for NRX-101 by late 2023 or early 2024, with commercialization starting in 2024.

**Major partnership deal:** In June, the company announced a major partnership with Alvogen Pharmaceuticals and Lotus Pharmaceuticals for global development and commercialization of NRX-101 in suicidal bipolar depression with the potential for up to \$330 million in milestones and double-digit royalties.

**Chronic Pain IND filed:** NRx plans to investigate NRX-101 in PTSD and Chronic Pain as additional indications. The company has recently (in August) filed an Investigational New Drug (IND) Application with the FDA for NRX-101 in the Treatment of Chronic Pain.

**Balance sheet:** As of Q2, the company has \$15 million in cash and \$13 million in debt. We believe NRx has enough cash into 2024 or longer due to its Alvogen deal.

**Current valuation attractive:** We are maintaining our BUY rating, but raising our 12-month price target to \$5.25 from \$5.00 based on a NPV analysis. This represents significant upside from the current share price and we believe this valuation appropriately balances out the high risks with large upside opportunities.

## Company Description

NRx Pharmaceuticals, based in Wilmington, DE, is a clinical stage biopharmaceutical company developing drugs to treat mental health disorders.

United States  
Healthcare

September 6, 2023

Edward Woo, CFA  
(561) 327-9435  
ewoo@ascendant.com

## COMPANY UPDATE

**Rating: BUY**

Ticker: NRXP

Price: \$0.27

Target: \$5.25  
(from \$5.00)

## Stock Data

Exchange:	NasdaqGM
52-week Range:	0.26 – 1.54
Shares Outstanding (million):	82
Market cap (\$million):	\$22
EV (\$million):	\$20
Debt (\$million):	\$13
Cash (\$million):	\$15
Avg. Daily Trading Vol. (\$million):	\$0.4
Float (million shares):	46
Short Interest (million shares):	1
Dividend, annual (yield):	\$0 (NA%)

## Revenues (US\$ million)

	<u>2023E</u> <u>(Cur.)</u>	<u>2023E</u> <u>(Old)</u>	<u>2024E</u> <u>(Cur.)</u>	<u>2024E</u> <u>(Old)</u>
Q1 Mar	0A		0E	
Q2 Jun	0A	0E	0E	
Q3 Sep	0E		0E	
Q4 Dec	<u>0E</u>		<u>0E</u>	
Total	0E		0E	
EV/Revs	N/A		N/A	

## Earnings per Share (pro forma)

	<u>2023E</u> <u>(Cur.)</u>	<u>2023E</u> <u>(Old)</u>	<u>2024E</u> <u>(Cur.)</u>	<u>2024E</u> <u>(Old)</u>
Q1 Mar	(0.16)A		(0.12)E	(0.13)E
Q2 Jun	(0.12)A	(0.13)E	(0.12)E	(0.13)E
Q3 Sep	(0.12)E	(0.13)E	(0.12)E	(0.13)E
Q4 Dec	<u>(0.12)E</u>	<u>(0.13)E</u>	<u>(0.11)E</u>	<u>(0.13)E</u>
Total	<u>(0.52)E</u>	<u>(0.56)E</u>	<u>(0.46)E</u>	<u>(0.53)E</u>
P/E	N/A		N/A	

## Important Disclosures

Ascendant Capital Markets LLC seeks to do business with companies covered by its research team. Consequently, investors should be aware that the firm may have a conflict of interest that could affect the objectivity of this report. Investors should consider this report as only a single factor in making an investment decision.

**For analyst certification and other important disclosures, refer to the Disclosure Section, located at the end of this report, beginning on page 18.**

## Exhibit 1: NRx Pharmaceuticals, Inc. Corporate Overview



**NRX**  
Nasdaq: NRXP

# NRx Pharmaceuticals, Inc.

### OUR MISSION

## We Bring Hope to Life

**Breakthrough Medicines for Life-threatening CNS Diseases with unmet medical needs**

Our medicines are based on new molecular targets from our NMDA platform for suicidal depression, chronic pain and PTSD that are not addressed by major pharmaceutical companies.

Source: Company reports.

## Exhibit 2: NRx's Investment Summary



### Investment Thesis

- Two near term "shots on goal" for NRX-101**
  - Bipolar Depression with Suicidality (\$1-2 billion market)**
    - Breakthrough Therapy Designation
    - Ongoing Phase 2b/3 trial - data expected in 2023
    - Partnership with Alvogen up to \$330 million in milestones and double digit royalties
  - Chronic Pain (\$72 billion market)**
    - Awaiting readout of DOD-funded 200 person trial
    - Potential to reduce
- Estimated Industry-wide probability of success for Breakthrough medicines in Psychiatry >70%\***
- Current Market Valuation ~\$30 million**
- Potential valuation if either indication succeeds >\$2 billion**
- Strong scientific rationale for both indications to succeed**

Source: Company reports.

---

Exhibit 3: NRX-101

## NRX-101

The first oral, non-addictive medicine in development to treat Bipolar Depression in Patients with ASIB\* and SSIB\*\*



\*ASIB – requiring hospitalization  
\*\*SSIB – not requiring hospitalization

## NRX-101<sup>™</sup> For Suicidal Treatment-Resistant Bipolar Depression

First oral medicine in development for Suicidal Treatment-Resistant Bipolar Depression

- Non-addictive
- Non-neurotoxic
- Non-hallucinogenic

NRX-101 blocks the psychedelic effects of NMDA antagonists with evidence that the antidepressant and anti-suicidal properties can be preserved

Source: Company reports.

---

#### Exhibit 4: NRx's Product Pipeline

## NRx Research Pipeline

Our pipeline includes the first drug in development to treat Bipolar Depression in Patients with Acute and Sub-Acute Suicidal Ideation & Behavior (ASIB & SSIB).

## NRx R&D Pipeline: Multi-Billion Dollar Potential in Psychiatry and Chronic Pain

Indication	Compound	Preclinical	Phase 1	Phase 2	Phase 3	Status
<u>Suicidal Bipolar Depression</u>						
Severe Bipolar Depression with Recently Suicidal Patients post stabilization	NRX-100™ / NRX-101™	FDA SPA, Breakthrough Therapy, Biomarker letter of Support – <i>integrating with P 2b/3 study</i>				Data expected Q4 2023 with potential milestone
Treatment of Suicidal Treatment-Resistant Bipolar Depression	NRX-101™	Currently Enrolling Phase 2b/3				
Expanded Access / Safety Study	NRX-101™	300+ expected to be enrolled by Q2 2024				
<u>Chronic Pain</u>						
Chronic Pain	DCS	200 Person independent DOD trial pending readout				Commence Planning in 2023
IND for NRX-101 in Chronic Pain	NRX-101™	Starting PK				
<u>Post Traumatic Stress Disorder (PTSD)</u>						
PTSD in patients with Depression and Suicidality	NRX-101™	Planning				

Source: Company reports.


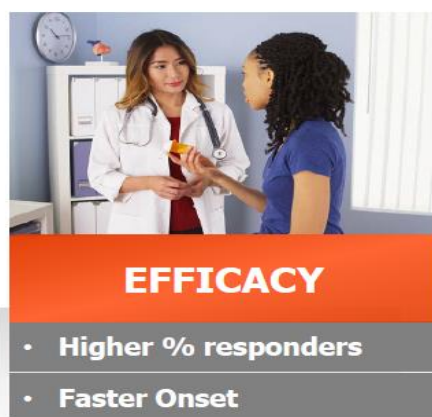


## Exhibit 5: Targeting Suicidal Bipolar Depression Risks

### Why target Suicidal Bipolar Depression?

Suicide kills ~50,000 Americans annually\* - suicide is particularly high in bipolar disorder

### Selected Unmet Needs for New Antidepressants



Source: Company reports.

## Exhibit 6: Bipolar Depression Suicide Market Opportunities

### NRX-101 Market Opportunity in Bipolar Depression

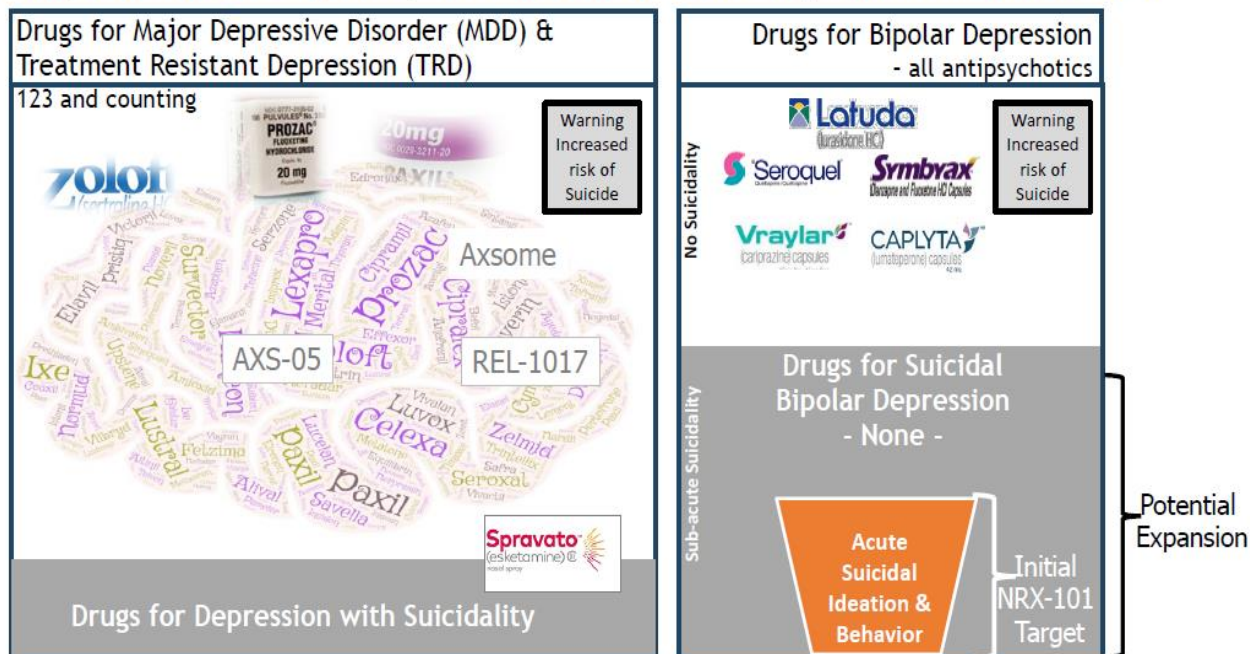
Patients in clinics and outpatient being treated for Bipolar Depression with Suicidality



Source: Company reports.

## Exhibit 7: Unmet Need for Bipolar Depression Suicidality

Though numerous drugs have been approved for MDD and Bipolar Depression, faster, more robust response, and reduction of suicidality remain the unmet need



Source: Company reports.

## Exhibit 8: Science of Depression and Suicidality

### The Emerging Science of Depression and Suicidality

Depression and Suicidality – though overlapping is not the same

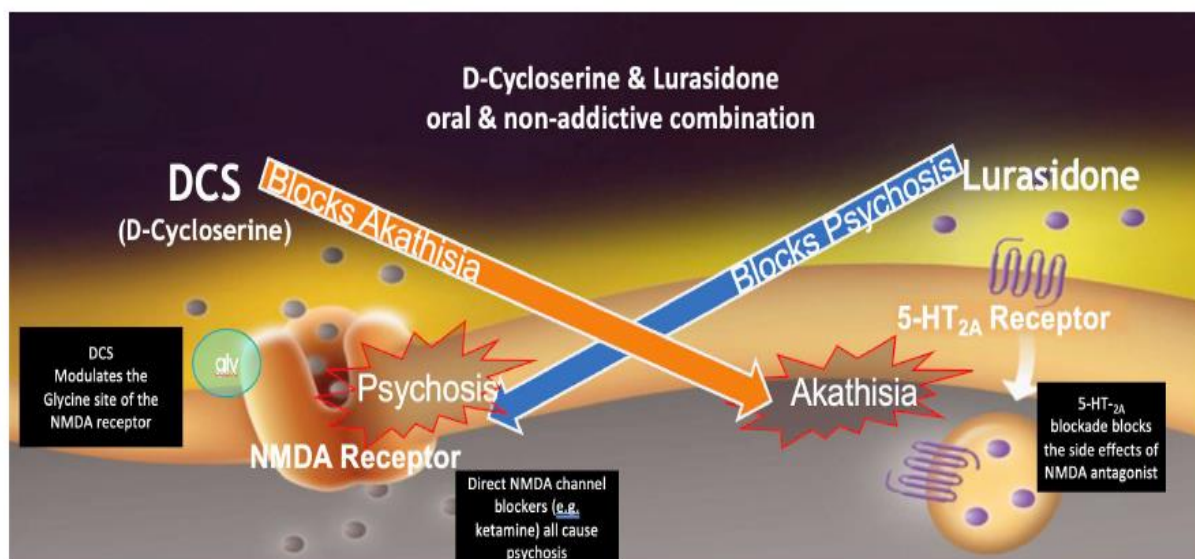
Depression with Suicidality	Implications for Bipolar Depression with Suicidality
<ul style="list-style-type: none"> <li>Antidepressants (5HT2a / SSRIs) can increase suicidality – suicidality routinely an exclusion in depression studies</li> <li>NMDA antagonists (ketamine) can stabilize depression and suicidality – <ul style="list-style-type: none"> <li>Suicidality improvement not strictly a function of improvements in depression</li> <li>Ketamine can create hallucinations, may be highly addictive, requires supervised administration</li> </ul> </li> </ul>	<ul style="list-style-type: none"> <li>Highest suicidality of depressive disorders ~ 50% attempt suicide</li> <li>Available drugs improve depression but can increase suicidality</li> <li>Drug abuse and overdose of great concern – addictive agents may require REMS</li> </ul>
Development of Depression drugs has mostly avoided addressing Suicidality	

Source: Company reports.

## Exhibit 9: NRx Discovery

### The NRx Discovery

Simultaneous Blockade of NMDA and 5-HT<sub>2A</sub>



**D-Cycloserine acts as an NMDA antagonist above certain dosages**

Studies have shown that DCS + 5HT2a increases the antidepressant response and reduces suicidality

### Understanding the NMDA Receptor

The NMDA receptor is an ION Channel on the surface of Brain Cells

At high levels of NMDA activity (i.e. the channel is wide open) thoughts are slowed substantially, patients ruminate on negative, frequently suicidal thoughts. Brain cells stop making new connections to neighboring cells.

NMDA antagonists decrease symptoms of depression.

NMDA antagonists block the akathisia caused by SSRI antidepressants in nonclinical studies.

NMDA antagonists “rewire” the brain by stimulating new connections between brain cells.

#### NMDA RECEPTOR REGULATES SPEED OF THOUGHTS

**TOO FAST** and thoughts race uncontrollably (mania)

**TOO SLOW** and negative, self-destructive thoughts drive suicide

#### TURNING A DIMMER

Daily oral NRx-101 (a proprietary formulation of D-cycloserine and Lurasidone) modulates NMDA receptors at the glycine site.

#### FLIPPING THE SWITCH

A single infusion of injected Ketamine by pump initiates therapy; Blocks brain NMDA receptors at the “channel” site.

Source: Company reports.

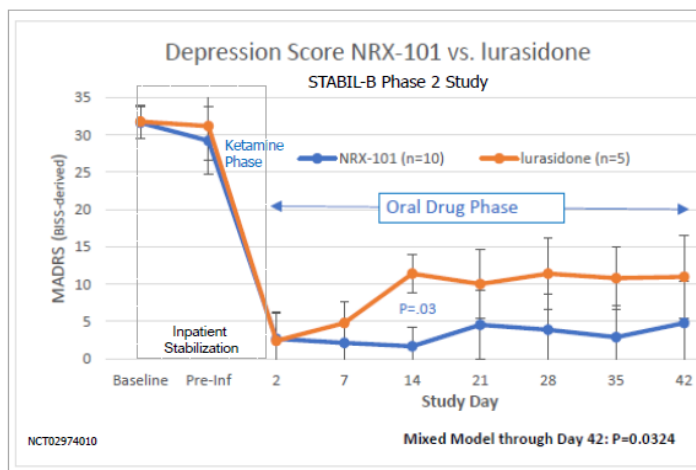


## Exhibit 10: Phase 2 Study of D-Cycloserine in Depression / Suicidality Conclusions

### Phase 2 Study showed effect of D-Cycloserine in Depression / Suicidality

If Phase 2 results are replicated in Phase 3, this will meet criteria for FDA approval

- Primary endpoint is mean MADRS score over 42 days
- A clinically and statistically significant difference ( $p=.03$ ) was seen on the mixed model through day 42. The mean 7.7 point difference on MADRS is similar to or larger than that seen with Esketamine
- 40% relapse in control group, no relapse in NRX-101 group
- Patients who would otherwise have been in the hospital for 1 week plus were discharged after 1-2 days



Source: Company reports.

## Exhibit 11: Current NRX-101 Clinical Trial Program (SSIB & ASIB)

### Clinical Trial Progress: NRX-101 in Bipolar Depression

- **NRX-101 vs. Lurasidone in Suicidal Bipolar Depression**
  - Enrollment expanding; 20 additional patients needed for data read-out
    - Enrollment broadened to national platform via 1-N-Health & Science 37
  - **Compliance** with assigned medication is tracking above 90%, as reported by our Contract Research Organization, which exceeds expectation for a CNS study
  - **Concordance** of site administered depression ratings (MADRS) evaluations with our internal "master raters" are tracking above 94%, exceeds that reported in the peer-reviewed literature
  - DSMB meeting demonstrated non-futility in March 2023
  - *Following a successful readout, Alvogen will assume further development costs*

Source: Company reports.



## Exhibit 12: NRX-101 Advantages and Objectives

### NRX-101 offers a differentiated profile for Suicidal Bipolar Depression with an FDA agreed upon path to NDA

Phase 3 with FDA Breakthrough Therapy designation

#### NMDA – A Validated Mechanism

- Depression & Suicidality
- Esketamine, NRX-101 Phase 2, etc.

#### FDA Agreed Upon Regulatory Path

- Special Protocol Agreement, Breakthrough Therapy designation: Treatment of Severe Bipolar Depression in Patients with ASIB after initial stabilization with ketamine or other effective therapy

#### Addresses High Unmet Need

- Treats depression and suicidality (bipolar space)
- Oral, not addictive (not scheduled), avoids hallucinations
- Outpatient

#### Efficient Clinical Development Path to NDA

- Seeking to replicate P2 study
- NRX-100 (144 pts.) NRX-101 (~80 pts.) pivotal study (severely depressed and acutely suicidal) to start 2H22
- Path to NDA filing in 2023

Path  
to  
NDA

#### Composition of Matter Patent

- NRx has a composition of matter patent for NRX-101 and an array of NMDA+5HT2A compounds,
- Five patent families, 60+ applications, 30+ issued patents

Exploring expansion in earlier population

- NRX-101 Phase 2 trial (Bipolar Depression in sub-acute suicidality) initiated 2Q 2022

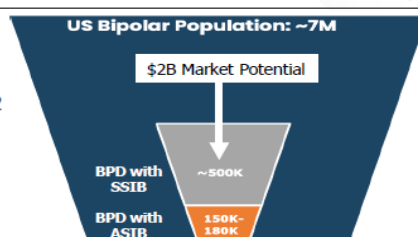
Source: Company reports.

## Exhibit 13: NRX-101 Market Opportunities

### NRX-101 could be a potential Paradigm Shift in the Treatment of High Unmet Psychiatric Conditions – especially those with Suicidality

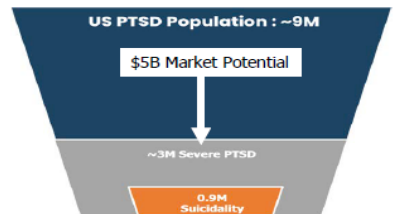
#### Bipolar Depression with Suicidality:

- ASIB: Rapid stabilization with ketamine and discharge after 1-2 days with oral, non-addictive drug
- SSIB: Periodic use when suicidality present



#### PTSD with and without Suicidality:

- ~9M (3.6%) of US adult population had PTSD in the last year, of which 1/3 had severe PTSD
- Up to 10% may attempt suicide / have suicidality
- Only 2 drugs indicated for PTSD, limited efficacy and carry warning for increased risk of suicide



Source: Company reports.

---

Exhibit 14: Commercial Partnership with Alvogen

## Commercial Partnership with Alvogen

- **Alvogen, Alvogen US, Lotus Pharma: Outstanding Global Partner**
  - NRX-101 in Suicidal Bipolar Depression; right of first negotiation in other fields
  - Established global R&D, manufacturing and commercial operations
    - Almatica in the US: CNS focused division of Alvogen
    - Lotus in Europe/Asia/Pacific
  - Founded by Robert Wessman (Actavis)
- **Financial Terms**
  - Up to \$330 million in milestones, based on clinical/regulatory/sales progress
    - First \$10 million upon delivery of positive data from ongoing trial and Type B FDA meeting minutes
  - Double digit royalties that escalate to the mid-teens on Net Sales by Alvogen
  - Alvogen responsible for substantially all development, regulatory and commercial costs in this indication, after payment of initial milestone



Source: Company reports.

---

Exhibit 15: NRX-101 DSMB and FDA recommendations (as of April 2023)

**Phase 2b/3 Trial for Suicidal Treatment-Resistant Bipolar Depression**

**The DSMB recommended that enrollment in the trial continue**

- The DSMB has reviewed unblinded interim data from the trial
- The Board found no futility signal at this stage of the trial; the failure to identify futility requires that an advantage, though not yet a statistically significant advantage, be seen
- Similarly, no safety signals were identified in association with NRX-101
- The DSMB will continue to monitor safety and efficacy in the trial
- ***Trial has been upgraded to a Phase 2b/3 study that may be used for a registrational filing should safety and efficacy be documented***

**FDA Approval Roadmap – Integrated Phase 2b/3 for Suicidal Treatment-Resistant Bipolar Depression (1)**

Given the guidance from FDA regarding a broader indication, the company plans further discussion with FDA on this pathway in a Breakthrough Therapy Designation meeting, planned for 2Q2023

This indication will effectively converge the initiated (not enrolling) Phase 3 Acute trial into the ongoing P2b/3 trial in Suicidal Treatment-Resistant Bipolar Depression

The company is evaluating changes to its registrational program for NRX-101 and will seek to consolidate patients originally expected to enroll in the in the ASIB study into the currently enrolling Phase 2b/3 trial.

Agreed upon path  
to submit  
rolling review

**NDA in 2023**

**FDA Approval Roadmap – Integrated Phase 2b/3 for Suicidal Treatment-Resistant Bipolar Depression (2)**

This pathway would potentially allow registration of NRX-101 for Suicidal Treatment-Resistant Bipolar Depression, regardless of the mechanism of stabilization.

This broader indication may also offer significant advantages in commercialization of the product

Pathway would negate the need for a separate NDA for ketamine in Suicidal stabilization.

Data from the integrated trial are expected by 4Q 2023.

Agreed upon path  
to submit  
rolling review

**NDA in 2023**

Source: Company reports.



---

**Exhibit 16: Q2 2023 and Recent Business Highlights (as of August 14, 2023)**

**Two near-term data catalysts expected in 2023**

- *Entered active collaboration with Alvogen Pharmaceuticals and Lotus Pharmaceuticals for global development and commercialization of NRX-101 in suicidal bipolar depression; potential for up to \$330 million in milestones and double-digit royalties*
- *Publication of STABIL-B trial in the International Journal of Bipolar Disorders: first oral antidepressant to demonstrate reduction in suicidality with significant improvement in depression scores compared to standard of care medication*
- *Ongoing Phase 2b/3 trial of NRX-101 in suicidal bipolar depression is within 20 patients of data readout. Data expected in Q4 2023*
- *Newly released data demonstrate high levels of compliance and inter-rater reliability*
- *Licensed US Patent for use of D-Cycloserine (DCS) to treat chronic pain*
- *Announced plan to develop NRX-101™ for chronic pain indications, awaiting results of 200 person DOD-funded trial in treatment of chronic pain with DCS in coming months*
- *Filing Investigational New Drug application with FDA to treat chronic pain with NRX-101*

**Second Quarter Corporate Updates**

- On June 5, 2023, the Company announced it had entered a strategic partnership with Lotus Pharmaceuticals and Alvogen Pharmaceuticals to further work towards the development and commercialization of NRX-101 for suicidal treatment-resistant bipolar depression for global markets. Under the terms of the agreement, NRx is entitled to receive \$10 million upon a successful Phase 2b/3 data readout and completion of an FDA Type B meeting. NRx is eligible to receive payment of \$5 million upon receipt of FDA approval for NRX-101 as well as bonus milestone payments of up to \$315 million based on reaching certain net sales targets. Further, NRx will receive royalty payments on net sales, which escalate to the mid-teens. Additionally, Lotus Pharmaceuticals will be responsible for commercialization of NRX-101 in markets outside of the U.S., while Alvogen will work with their CNS branded subsidiary, Almatica, to commercialize NRX-101 in the U.S. market.
- In June 2023, the Company closed a \$6.28 million registered direct offering with H.C. Wainwright. NRx intends to use the net proceeds from the offering for working capital and general corporate purposes and may use the net proceeds to initiate research into the use of NRX-101 for the treatment of chronic pain and PTSD.
- In June 2023, the Company negotiated a payment arrangement with Streeterville Capital to reduce cash monthly redemptions of its loan to no more than \$400,000 per month through year end 2023.

Source: Company reports.

---



## Exhibit 17: New Opportunities for NRX-101 & the NMDA Platform

### New Opportunities for NRX-101 & the NMDA Platform

Now that the suicidal depression indication is partnered, what's next?

#### Treatment-resistant Suicidal Bipolar Depression:

Unmet medical need; ongoing phase 2b/3 clinical trial. Granted Breakthrough Therapy Designation.

#### Non-suicidal bipolar depression

Currently treated with atypical antipsychotics. All have black box suicide warning on the label

#### Chronic Pain

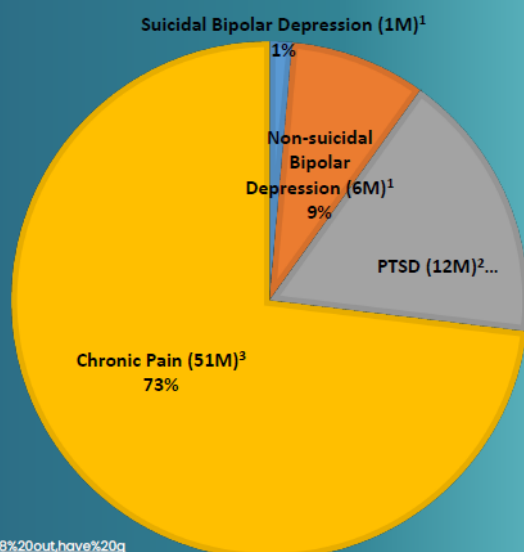
Global Opiate Crisis. Evidence of relief with off-label ketamine. Encouraging early data with cycloserine

#### PTSD

Two indicated SSRI drugs. Neither relieves PTSD Symptoms. Both have suicide warnings on label

#### Sources:

1. National Institute of Mental Health, <https://www.nimh.nih.gov/health/statistics/bipolar-disorder>
2. US Dept of Veteran Affairs, [https://www.ptsd.va.gov/understand/common/common\\_adults.asp#:~:text=About%207%20or%208%20out,have%20gone%20through%20a%20trauma](https://www.ptsd.va.gov/understand/common/common_adults.asp#:~:text=About%207%20or%208%20out,have%20gone%20through%20a%20trauma)



### Confirmatory 200 Person Trial Awaits Readout

- Five year \$4.9 million trial funded by US Department of Defense
- DCS vs. placebo at 400mg/day
- Data completed
- Awaiting study results
- NRx research demonstrates a 25µg/ml dose at which DCS becomes an NMDA antagonist.
- The 400mg dose in this trial is at the lower end of that threshold
- There may be therapeutic space to increase the DCS dose beyond 400mg. However, the lurasidone component of NRX-101 will likely be needed to prevent CNS side effects

#### D-cycloserine for the Treatment of Chronic, Refractory Low Back Pain

ClinicalTrials.gov ID: NCT03535688

Sponsor: Northwestern University

Information provided by: Thomas J. Schnitzer, Northwestern University (Responsible Party)

Last Update Posted: 2023-06-15

#### Study Overview

##### Brief Summary:

The purpose of this study is to evaluate the efficacy and safety of D-cycloserine versus placebo in relieving the signs and symptoms of patients with chronic lower back pain.

##### Detailed Description:

This is a 26-week, double-blind, randomized, placebo-controlled two-arm parallel-group trial of d-cycloserine, a pharmacological treatment selected based on positive results from previous preclinical and clinical studies, for the treatment of chronic, refractory low back pain (CRBP). After a 2-week screening period, individuals will be randomized to receive either 12 weeks of d-cycloserine or placebo and then followed for an additional 12 weeks to evaluate persistence of benefit at study endpoint, 24 weeks after randomization. During the 12-week treatment period, participants will undergo evaluation at baseline and at clinic visits on weeks 2, 6 and 12 after randomization to assess pain, proper treatment...

[+ Show more](#)

##### OFFICIAL TITLE

D-cycloserine for the Treatment of Chronic, Refractory Low Back Pain

##### CONDITIONS

Low Back Pain Pain

##### INTERVENTION / TREATMENT

Drug: D-cycloserine

Drug: Placebo

##### STUDY START (ACTUAL)

2018-03-30

##### PRIMARY COMPLETION (ESTIMATED)

2023-08

##### STUDY COMPLETION (ESTIMATED)

2023-12

##### ENROLLMENT (ESTIMATED)

244

##### STUDY TYPE

Interventional

##### PHASE

Phase 2

##### OTHER STUDY ID NUMBERS

STU00205398

A-20364 (Other Grant/Funding Number) (OTHER GRANT: Department of Defense)

Source: Company reports.

### Exhibit 18: NRx Pharmaceuticals, Inc. Stock Price (5-Years)

SPAC (Big Rock Partners Acquisition Corp.) IPO - 11/20/17

SPAC Merger Announcement (with NeuroRx, Inc.) - 12/14/20

SPAC Merger Completion (to form NRx Pharmaceuticals, Inc.) - 5/25/21



Source: <https://bigcharts.marketwatch.com/>

### Exhibit 19: Consensus Expectations (as of August 14, 2023)

	Revenue (mil)			EPS	
	2023E	2024E		2023E	2024E
Q1 Mar	\$0A		Q1 Mar	\$(0.16)A	
Q2 Jun	\$0E		Q2 Jun	\$(0.14)E	
Q3 Sep	\$0E		Q3 Sep	\$(0.13)E	
Q4 Dec			Q4 Dec		
Total	\$0E	\$2.2E	Total	\$(0.56)E	\$(0.38)E

\*Quarterly estimates may not add to annual estimates due to variations in contributing estimates and rounding.

Source: Company report, Refinitiv, and Ascendant Capital Markets estimates

## FINANCIAL MODEL

### NRx Pharmaceuticals, Inc.

Income Statement (\$ mills)	Mar-21	Jun-21	Sep-21	Dec-21	2021	Mar-22	Jun-22	Sep-22	Dec-22	2022	Mar-23	Jun-23	Sep-23	Dec-23	2023	Mar-24	Jun-24	Sep-24	Dec-24	2024
Fiscal Year End: December 31	Q1A	Q2A	Q3A	Q4A	FY-A	Q1A	Q2A	Q3A	Q4A	FY-A	Q1A	Q2A	Q3E	Q4E	FY-E	Q1E	Q2E	Q3E	Q4E	FY-E
<b>Total Revenue</b>	0.0	0.0	0.0	0.0	0.0	0.0	0.0	0.0	0.0	0.0	0.0	0.0	0.0	0.0	0.0	0.0	0.0	0.0	0.0	0.0
Cost of Revenues	0.0	0.0	0.0	0.0	0.0	0.0	0.0	0.0	0.0	0.0	0.0	0.0	0.0	0.0	0.0	0.0	0.0	0.0	0.0	0.0
Gross Profit	0.0	0.0	0.0	0.0	0.0	0.0	0.0	0.0	0.0	0.0	0.0	0.0	0.0	0.0	0.0	0.0	0.0	0.0	0.0	0.0
Research & development	2.9	4.7	6.3	6.4	20.3	5.5	3.0	4.1	4.5	17.0	3.7	3.9	4.2	4.2	15.9	4.3	4.3	4.3	4.3	17.0
General and administrative	2.1	12.5	13.8	46.6	74.9	10.2	6.6	5.0	5.5	27.4	5.8	4.1	5.2	5.2	20.3	5.0	5.0	5.0	5.0	20.0
Restructuring and other	20.6				20.6					0.0					0.3					0.0
Total operating expenses	25.6	17.1	20.1	53.0	115.8	15.7	9.6	9.1	10.0	44.4	9.4	8.2	9.4	9.4	36.4	9.3	9.3	9.3	9.3	37.0
<b>Operating income (loss)</b>	(25.6)	(17.1)	(20.1)	(53.0)	(115.8)	(15.7)	(9.6)	(9.1)	(10.0)	(44.4)	(9.4)	(8.2)	(9.4)	(9.4)	(36.4)	(9.3)	(9.3)	(9.3)	(9.3)	(37.0)
Interest income (expense)	(0.0)	(0.0)	(0.0)	(0.0)	(0.0)	(0.0)	0.0	0.1	0.1	0.2	0.2	0.1	(0.4)	(0.4)	(0.6)	(0.4)	(0.4)	(0.4)	(0.4)	(1.8)
Other income (expense)	0.1	(238.8)	(0.7)	6.3	(233.1)	2.3	2.6	(0.0)	(0.5)	4.3	(1.8)	(0.7)	0.0	0.0	(2.4)	0.0	0.0	0.0	0.0	0.0
Income before income taxes	(25.5)	(255.9)	(20.8)	(46.7)	(348.9)	(13.4)	(7.0)	(9.1)	(10.3)	(39.8)	(11.0)	(8.7)	(9.8)	(9.8)	(39.4)	(9.7)	(9.7)	(9.7)	(9.7)	(38.8)
Income taxes					0.0					0.0					0.0	0.0	0.0	0.0	0.0	0.0
Net income (loss)	(25.5)	(255.9)	(20.8)	(46.7)	(348.9)	(13.4)	(7.0)	(9.1)	(10.3)	(39.8)	(11.0)	(8.7)	(9.8)	(9.8)	(39.4)	(9.7)	(9.7)	(9.7)	(9.7)	(38.8)
Nonrecurring/noncash adjustments		(12.5)			0.0					0.0					0.0					0.0
<b>Net income (pro forma)</b>	(25.5)	(268.4)	(20.8)	(46.7)	(348.9)	(13.4)	(7.0)	(9.1)	(10.3)	(39.8)	(11.0)	(8.7)	(9.8)	(9.8)	(39.4)	(9.7)	(9.7)	(9.7)	(9.7)	(38.8)
EBITDA																				
Shares, Basic	35.7	41.7	51.7	58.5	46.9	63.7	65.7	66.4	67.5	65.8	67.5	73.2	82.0	82.5	76.3	83.0	83.5	84.0	84.5	83.8
Shares, Diluted	35.7	42.5	51.7	58.5	46.9	63.7	65.7	66.4	67.5	65.8	67.5	73.2	82.0	82.5	76.3	83.0	83.5	84.0	84.5	83.8
EPS Basic (pro forma)	(\$0.71)	(\$6.43)	(\$0.40)	(\$0.80)	(\$7.44)	(\$0.21)	(\$0.11)	(\$0.14)	(\$0.15)	(\$0.61)	(\$0.16)	(\$0.12)	(\$0.12)	(\$0.12)	(\$0.52)	(\$0.12)	(\$0.12)	(\$0.12)	(\$0.11)	(\$0.46)
EPS Diluted (pro forma)	(\$0.71)	(\$6.32)	(\$0.40)	(\$0.80)	(\$7.44)	(\$0.21)	(\$0.11)	(\$0.14)	(\$0.15)	(\$0.61)	(\$0.16)	(\$0.12)	(\$0.12)	(\$0.12)	(\$0.52)	(\$0.12)	(\$0.12)	(\$0.12)	(\$0.11)	(\$0.46)
<b>Margins</b>																				
Gross margin																				
Research & development																				
General and administrative																				
Operating margin																				
Tax rate, GAAP																				
Net margin																				
<b>Y/Y % change</b>																				
Total Revenue																				
Gross margin																				
Research & development					91%	88%	-37%	-34%	-31%	-16%	-33%	31%	2%	-6%	-6%	16%	10%	1%	1%	7%
General and administrative					555%	387%	-47%	-64%	-88%	-63%	-43%	-39%	4%	-5%	-26%	-14%	23%	-4%	-4%	-1%
Operating income (loss)					125%	-39%	-44%	-55%	-81%	-62%	-40%	-15%	3%	-6%	-18%	-2%	13%	-2%	-2%	2%
Net income (loss)					574%	-47%	-97%	-56%	-78%	-89%	-18%	25%	8%	-4%	-1%	-12%	11%	-2%	-2%	-2%
EPS Diluted (pro forma)					392%	-70%	-98%	-66%	-81%	-92%	-23%	12%	-12%	-22%	-15%	-29%	-2%	-4%	-4%	-10%

Source: Company reports and Ascendant Capital Markets estimates.

### NRx Pharmaceuticals, Inc.

Balance Sheet (\$ mils)	Mar-21	Jun-21	Sep-21	Dec-21	Mar-22	Jun-22	Sep-22	Dec-22	Mar-23	Jun-23	Sep-23	Dec-23	Mar-24	Jun-24	Sep-24	Dec-24
Fiscal Year End: December 31	Q1A	Q2A	Q3A	Q4A	Q1A	Q2A	Q3A	Q4A	Q1A	Q2A	Q3E	Q4E	Q1E	Q2E	Q3E	Q4E
<b>Assets</b>																
Cash and cash equivalents	13.3	13.4	38.9	27.6	40.2	24.5	18.2	20.1	16.5	15.0	8.7	11.4	2.2	(11.9)	(21.1)	(25.3)
Short term investments											0.0	0.0	0.0	0.0	0.0	0.0
Account receivable											0.0	0.0	0.0	0.0	0.0	0.0
Deferred income taxes											0.0	0.0	0.0	0.0	0.0	0.0
Prepaid expenses and other	0.3	5.1	6.4	5.1	3.4	7.9	6.6	5.7	5.3	4.8	1.8	1.8	1.8	1.8	1.8	1.8
Total current assets	13.6	18.5	45.2	32.7	43.6	32.4	24.8	25.8	21.8	19.8	10.5	13.2	4.0	(10.1)	(19.3)	(23.4)
Property and equipment, net											0.0	0.0	0.0	0.0	0.0	0.0
Intangibles, net											0.0	0.0	0.0	0.0	0.0	0.0
Deferred income tax											0.0	0.0	0.0	0.0	0.0	0.0
Other	0.0	0.0	0.0	0.0	0.0	0.0	0.0	0.0	0.0	0.0	0.0	0.0	0.0	0.0	0.0	0.0
<b>Total assets</b>	<b>13.6</b>	<b>18.5</b>	<b>45.3</b>	<b>32.7</b>	<b>43.6</b>	<b>32.4</b>	<b>24.8</b>	<b>25.8</b>	<b>21.8</b>	<b>19.8</b>	<b>10.5</b>	<b>13.2</b>	<b>4.1</b>	<b>(10.1)</b>	<b>(19.2)</b>	<b>(23.4)</b>
<b>Liabilities and stockholders' equity</b>																
Accounts payable	4.4	6.3	5.6	3.7	4.3	3.1	2.2	2.1	3.8	2.2	2.2	2.2	2.2	2.2	2.2	2.2
Accrued expenses	2.1	2.6	3.2	2.8	4.5	4.0	5.8	5.8	6.1	6.9	6.9	6.9	6.9	6.9	6.9	6.9
Deferred income tax											0.0	0.0	0.0	0.0	0.0	0.0
Warrant liabilities		0.5	0.8	0.3	0.1	0.0	0.1	0.0	0.0	0.0	0.0	0.0	0.0	0.0	0.0	0.0
Other	0.0	25.9	26.3	4.6	2.5				0.8	0.8	0.8	0.8	0.8	0.8	0.8	0.8
Short term debt	0.2	0.2	0.5	0.5	0.5			8.7	12.2	12.7	12.7	12.7	12.7	12.7	12.7	12.7
<b>Total current liabilities</b>	<b>6.7</b>	<b>35.5</b>	<b>36.3</b>	<b>11.9</b>	<b>11.9</b>	<b>7.1</b>	<b>8.0</b>	<b>16.6</b>	<b>22.1</b>	<b>22.6</b>	<b>22.6</b>	<b>22.6</b>	<b>22.6</b>	<b>22.6</b>	<b>22.6</b>	<b>22.6</b>
Deferred income taxes											0.0	0.0	0.0	0.0	0.0	0.0
Warrant liabilities											0.0	0.0	0.0	0.0	0.0	0.0
Other long term liabilities											0.0	12.0	12.0	7.0	7.0	12.0
Long term debt	0.5	0.5						1.8			0.0	0.0	0.0	0.0	0.0	0.0
<b>Total other liabilities</b>	<b>0.5</b>	<b>0.5</b>	<b>0.0</b>	<b>0.0</b>	<b>0.0</b>	<b>0.0</b>	<b>0.0</b>	<b>1.8</b>	<b>0.0</b>	<b>0.0</b>	<b>0.0</b>	<b>12.0</b>	<b>12.0</b>	<b>7.0</b>	<b>7.0</b>	<b>12.0</b>
Common stock	0.0	0.0	0.1	0.1	0.1	0.1	0.1	0.1	0.1	0.1	0.6	1.2	1.7	2.3	2.8	3.3
Additional paid-in capital	122.0	114.2	161.4	204.0	228.3	229.0	229.5	230.4	233.6	239.9	239.9	239.9	239.9	239.9	239.9	239.9
Retained earnings	(115.7)	(131.7)	(152.4)	(183.2)	(196.7)	(203.7)	(212.8)	(223.1)	(234.0)	(242.8)	(252.6)	(262.4)	(272.1)	(281.8)	(291.5)	(301.2)
Other											0.0	0.0	0.0	0.0	0.0	0.0
Accumulated other comprehensive income									0.1	(0.0)	(0.0)	(0.0)	(0.0)	(0.0)	(0.0)	(0.0)
<b>Total stockholders' equity</b>	<b>6.4</b>	<b>(17.4)</b>	<b>9.0</b>	<b>20.8</b>	<b>31.7</b>	<b>25.4</b>	<b>16.8</b>	<b>7.4</b>	<b>(0.3)</b>	<b>(2.8)</b>	<b>(12.1)</b>	<b>(21.4)</b>	<b>(30.6)</b>	<b>(39.7)</b>	<b>(48.9)</b>	<b>(58.0)</b>
<b>Total stockholders' equity and liabilities</b>	<b>13.6</b>	<b>18.5</b>	<b>45.3</b>	<b>32.7</b>	<b>43.6</b>	<b>32.4</b>	<b>24.8</b>	<b>25.8</b>	<b>21.8</b>	<b>19.8</b>	<b>10.5</b>	<b>13.2</b>	<b>4.1</b>	<b>(10.1)</b>	<b>(19.2)</b>	<b>(23.4)</b>

### Balance Sheet Drivers

	Mar-21	Jun-21	Sep-21	Dec-21	Mar-22	Jun-22	Sep-22	Dec-22	Mar-23	Jun-23	Sep-23	Dec-23	Mar-24	Jun-24	Sep-24	Dec-24
	Q1A	Q2A	Q3A	Q4A	Q1A	Q2A	Q3A	Q4A	Q1A	Q2A	Q3E	Q4E	Q1E	Q2E	Q3E	Q4E
<b>Book &amp; Cash Value (per share)</b>																
Book Value per Share (diluted)	\$0.18	(\$0.41)	\$0.17	\$0.36	\$0.50	\$0.39	\$0.25	\$0.11	(\$0.00)	(\$0.04)	(\$0.15)	(\$0.26)	(\$0.37)	(\$0.48)	(\$0.58)	(\$0.69)
Cash per Share (diluted)	\$0.37	\$0.32	\$0.75	\$0.47	\$0.63	\$0.37	\$0.27	\$0.30	\$0.24	\$0.20	\$0.11	\$0.14	\$0.03	(\$0.14)	(\$0.25)	(\$0.30)
Net cash per Share (diluted)	\$0.35	\$0.30	\$0.74	\$0.46	\$0.62	\$0.37	\$0.27	\$0.14	\$0.06	\$0.03	(\$0.05)	(\$0.02)	(\$0.13)	(\$0.29)	(\$0.40)	(\$0.45)

Source: Company reports and Ascendant Capital Markets estimates



**NRx Pharmaceuticals, Inc.**

Cash Flow Statement (\$ mils)	Mar-21	Jun-21	Sep-21	Dec-21	2021	Mar-22	Jun-22	Sep-22	Dec-22	2022	Mar-23	Jun-23	Sep-23	Dec-23	2023	Mar-24	Jun-24	Sep-24	Dec-24	2024
Fiscal Year End: December 31	Q1A	Q2A	Q3A	Q4A	FY-A	Q1A	Q2A	Q3A	Q4A	FY-A	Q1A	Q2A	Q3E	Q4E	FY-E	Q1E	Q2E	Q3E	Q4E	FY-E
<b>Cash flow from operating activities</b>																				
Net income	(25.5)	(0.1)	(36.7)	(30.8)	(93.1)	(13.4)	(7.0)	(9.1)	(10.2)	(39.8)	(11.0)	(8.7)	(9.8)	(9.8)	(39.4)	(9.7)	(9.7)	(9.7)	(9.7)	(38.8)
Depreciation		0.0	0.0	0.0	0.0	0.0	0.0	0.0	0.0	0.0	0.0	0.0	0.0	0.0	0.0	0.0	0.0	0.0	0.0	0.0
Amortization					0.0					0.0					0.0					0.0
Debt related amortization expen	0.0	0.0	0.0	0.0	0.0	0.0	(0.0)	0.0	0.0	0.0					0.0					0.0
Stock comp	0.4	9.1	9.5	42.6	61.6	1.3	1.0	0.5	0.8	3.6	0.7	0.5	0.5	0.5	2.3	0.5	0.5	0.5	0.5	2.2
Deferred income taxes					0.0					0.0					0.0					0.0
Change in fair value of warrant liability	(17.4)	16.2	(0.5)	(1.7)	(1.7)	(0.2)	(0.1)	0.0	0.5	0.3	1.8	0.7			2.4					0.0
Change in fair value of earnout cash liabil	0.4	0.4	(21.7)	(20.9)	(2.1)	(2.5)				(4.6)										0.0
Writedowns and impairments					0.0					0.0					0.0					0.0
Other gains/losses	(0.1)		0.0	(0.0)	(0.1)					0.0		0.3			0.3					0.0
Other	21.4		(0.0)	0.0	21.4					0.0					0.0					0.0
Changes in operating assets and liabilities:																				
Accounts receivable	0.8		0.0	(0.0)	0.8					0.0					0.0					0.0
Prepaid expenses & other curre	(0.1)	(4.8)	(1.2)	1.2	(4.8)	1.7	(4.5)	1.3	0.8	(0.6)	0.5	0.4	3.0		3.9					0.0
Income tax					0.0					0.0					0.0					0.0
Other assets					0.0					0.0					0.0					0.0
Accounts payable	1.2	1.3	(0.7)	(1.9)	(0.0)	0.6	(1.2)	(0.9)	(0.1)	(1.6)	1.7	(1.6)			0.1	0.0	0.0	0.0	0.0	0.0
Accrued expenses	(1.2)	0.1	0.5	(0.3)	(0.9)	1.6	(0.5)	1.8	(0.0)	2.9	0.3	0.6			0.9					0.0
Other liabilities					0.0					0.0					12.0	0.0	(5.0)	0.0	5.0	0.0
<b>Net cash (used in) provided by</b>	<b>(3.0)</b>	<b>(11.4)</b>	<b>(12.0)</b>	<b>(11.3)</b>	<b>(37.7)</b>	<b>(10.4)</b>	<b>(14.8)</b>	<b>(6.3)</b>	<b>(8.3)</b>	<b>(39.8)</b>	<b>(6.1)</b>	<b>(7.8)</b>	<b>(6.3)</b>	<b>2.7</b>	<b>(17.5)</b>	<b>(9.1)</b>	<b>(14.2)</b>	<b>(9.2)</b>	<b>(4.2)</b>	<b>(36.6)</b>
<b>Cash flow from investing activities</b>																				
Purchases of property and equipment		(0.0)	(0.0)	(0.0)	(0.0)	(0.0)	(0.0)	(0.0)	0.0	(0.0)	(0.0)	0.0	(0.0)	(0.0)	(0.0)	0.0	(0.0)	(0.0)	(0.0)	(0.0)
Purchases of short-term investments					0.0					0.0					0.0					0.0
Acquisitions					0.0					0.0					0.0					0.0
Other					0.0					0.0					0.0					0.0
<b>Net cash used in investing activ</b>	<b>0.0</b>	<b>(0.0)</b>	<b>(0.0)</b>	<b>(0.0)</b>	<b>(0.0)</b>	<b>(0.0)</b>	<b>(0.0)</b>	<b>(0.0)</b>	<b>0.0</b>	<b>(0.0)</b>	<b>(0.0)</b>	<b>0.0</b>	<b>(0.0)</b>	<b>(0.0)</b>	<b>(0.0)</b>	<b>0.0</b>	<b>(0.0)</b>	<b>(0.0)</b>	<b>(0.0)</b>	<b>(0.0)</b>
<b>Cash flow from financing activities</b>																				
Issuance of debt					0.0				10.0	10.0		0.8	0.0	0.0	0.8	0.0	0.0	0.0	0.0	0.0
Repayment of debt		(1.1)	(0.2)	0.0	(1.3)		(0.5)			(0.5)		(0.1)			(0.1)					0.0
Issuance of stock	6.9	1.6	28.5	0.0	37.0	23.0	(0.3)	(0.0)	0.1	22.7	2.5	5.6	0.0	0.0	8.1	0.0	0.0	0.0	0.0	0.0
Proceeds from stock option exe	7.5		9.2	(0.0)	16.7				0.0	0.0					0.0					0.0
Other		11.1	(0.0)	0.0	11.1					0.0					0.0					0.0
Dividends and distributions					0.0					0.0					0.0					0.0
<b>Cash provided by (used in) fina</b>	<b>14.4</b>	<b>11.5</b>	<b>37.5</b>	<b>0.0</b>	<b>63.5</b>	<b>23.0</b>	<b>(0.9)</b>	<b>(0.0)</b>	<b>10.1</b>	<b>32.2</b>	<b>2.5</b>	<b>6.3</b>	<b>0.0</b>	<b>0.0</b>	<b>8.8</b>	<b>0.0</b>	<b>0.0</b>	<b>0.0</b>	<b>0.0</b>	<b>0.0</b>
Effect of exchange rate on cash					0.0					0.0					0.0					0.0
<b>Net increase (decrease) in cash</b>	<b>11.4</b>	<b>0.1</b>	<b>25.5</b>	<b>(11.3)</b>	<b>25.7</b>	<b>12.6</b>	<b>(15.7)</b>	<b>(6.3)</b>	<b>1.8</b>	<b>(7.6)</b>	<b>(3.5)</b>	<b>(1.5)</b>	<b>(6.3)</b>	<b>2.7</b>	<b>(8.7)</b>	<b>(9.1)</b>	<b>(14.2)</b>	<b>(9.2)</b>	<b>(4.2)</b>	<b>(36.6)</b>
<b>Beginning cash and equivalents</b>	<b>1.9</b>	<b>13.3</b>	<b>13.4</b>	<b>38.9</b>	<b>1.9</b>	<b>27.6</b>	<b>40.2</b>	<b>24.5</b>	<b>18.2</b>	<b>27.6</b>	<b>20.1</b>	<b>16.5</b>	<b>15.0</b>	<b>8.7</b>	<b>20.1</b>	<b>11.4</b>	<b>2.2</b>	<b>(11.9)</b>	<b>(21.1)</b>	<b>11.4</b>
<b>Ending cash and equivalents</b>	<b>13.3</b>	<b>13.4</b>	<b>38.9</b>	<b>27.6</b>	<b>27.6</b>	<b>40.2</b>	<b>24.5</b>	<b>18.2</b>	<b>20.1</b>	<b>20.1</b>	<b>16.5</b>	<b>15.0</b>	<b>8.7</b>	<b>11.4</b>	<b>11.4</b>	<b>2.2</b>	<b>(11.9)</b>	<b>(21.1)</b>	<b>(25.3)</b>	<b>(25.3)</b>

Source: Company reports and Ascendant Capital Markets estimates

## **ANALYST CERTIFICATION**

Each analyst hereby certifies that the views expressed in this report reflect the analyst's personal views about the subject securities or issuers. Each analyst also certifies that no part of the analyst's compensation was, is, or will be, directly or indirectly, related to the specific recommendations or views expressed in this report. The analyst who prepared this report is compensated based upon the overall profitability of Ascendant Capital Markets, LLC, which may, from time to time, include the provision of investment banking, financial advisory and consulting services. Compensation for research is based on effectiveness in generating new ideas for clients, performance of recommendations, accuracy of earnings estimates, and service to clients.

## **NRx Pharmaceuticals, Inc.**

- Ascendant Capital Markets, LLC has received compensation for advisory or investment banking services from the company in the past 12 months.

## **IMPORTANT DISCLOSURES**

This report has been distributed by Ascendant Capital Markets, LLC and is for the sole use of our clients. This report is based on current public information that we consider reliable, but we do not represent it is accurate or complete, and it should not be relied on as such. This report contains information from various sources, including United States government publications, The Wall Street Journal and other periodicals, Yahoo! Finance and other sources, and is for informational purposes only and is not a recommendation to trade in the securities of the companies mentioned within the report. We seek to update our research and recommendations as appropriate, but the large majority of reports are published at irregular intervals as we consider appropriate and, in some cases, as constrained by industry regulations.

We may have a business relationship with companies covered in this report. Ascendant Capital Markets, LLC may make a market in the securities of the subject company. We and our affiliates, officers, directors, and employees will from time to time have long or short positions in, act as principal in, and buy or sell, the securities or derivatives (including options and warrants) thereof of covered companies referred to in this report. This report is not an offer to sell or the solicitation of an offer to buy any security in any jurisdiction where such an offer or solicitation would be illegal. It does not constitute a personal recommendation or take into account the particular investment objectives, financial situations, or needs of individual clients. Clients should consider whether any information in this report is suitable for their particular circumstances and, if appropriate, seek professional advice, including tax advice. The price and value of the investments referred to in this report may fluctuate.

Following are some general risks that can adversely impact future operational and financial performance and share price valuation: (1) industry fundamentals with respect to legislation, mandates, incentives, customer demand, or product pricing; (2) issues relating to competing companies or products; (3) unforeseen developments with respect to management, financial condition or accounting policies or practices; or (4) external factors that affect the interest rates, currency, the economy or major segments of the economy. Past performance is not a guide to future performance, future returns are not guaranteed, and loss of original capital may occur. Certain transactions, including those involving futures, options, and other derivatives, give rise to substantial risk and are not suitable for all investors. Our report is disseminated primarily electronically, and, in some cases, in printed form. The information contained in this report is not incorporated into the contents of our website and should be read independently thereof. Copyright Ascendant Capital Markets, LLC. No part of this material may be copied, photocopied or duplicated by any means or redistributed without the prior written consent of Ascendant Capital Markets, LLC.

## **Risks & Considerations**

Risks to attainment of our share price target include balance sheet/liquidity risks, failure of product candidates to demonstrate safety and efficacy in clinical trials, failure to gain regulatory approvals, ability to commercialize product, failure to obtain suitable reimbursement, competition, changing macroeconomic factors, investor sentiment for investing in biotech stocks, and changes in consumer or government priorities for healthcare.

### Ascendant Capital Markets, LLC Rating System

**BUY:** We expect the stock to provide a total return of 15% or more within a 12-month period.

**HOLD:** We expect the stock to provide a total return of negative 15% to positive 15% within a 12-month period.

**SELL:** We expect the stock to have a negative total return of more than 15% within a 12-month period.

Total return is defined as price appreciation plus dividend yield.

### Ascendant Capital Markets, LLC Distribution of Investment Ratings (as of July 14, 2023)

Rating	Count	Percent	Investment Banking Services Past 12 months	
			Count	Percent
Buy	51	98%	16	31%
Hold	0	0%	0	0%
Sell	1	2%	0	0%
Total	52	100%	16	31%

### Other Important Disclosures

Our analysts use various valuation methodologies including discounted cash flow, price/earnings (P/E), enterprise value/EBITDAS, and P/E to growth rate, among others. Risks to our price targets include failure to achieve financial results, product risk, regulatory risk, general market conditions, and the risk of a change in economic conditions.

### Dissemination of Research

Ascendant Capital Markets, LLC research is distributed electronically via the Thomson Reuters platforms, Bloomberg, Capital IQ and FactSet. Please contact your investment advisor or institutional salesperson for more information.

### General Disclaimer

The information and opinions in this report were prepared by Ascendant Capital Markets, LLC. This information is not intended to be used as the primary basis of investment decisions and because of individual client objectives it should not be construed as advice designed to meet the particular investment needs of any investor. This material is for information purposes only and is not an offer or solicitation with respect to the purchase or sale of any security. The reader should assume that Ascendant Capital Markets, LLC may have a conflict of interest and should not rely solely on this report in evaluating whether or not to buy or sell securities of issuers discussed herein. The opinions, estimates, and projections contained in this report are those of Ascendant Capital Markets, LLC as of the date of this report and are subject to change without notice. Ascendant Capital Markets, LLC endeavors to ensure that the contents have been compiled or derived from sources that we believe are reliable and contain information and opinions that are accurate and complete. However, Ascendant Capital Markets, LLC makes no representation or warranty, express or implied, in respect thereof, takes no responsibility for any errors and omissions contained herein, and accepts no liability whatsoever for any loss arising from any use of, or reliance on, this report or its contents. Information may be available to Ascendant Capital Markets, LLC, or its affiliates that is not reflected in this report. This report is not to be construed as an offer or solicitation to buy or sell any security.

### Additional Disclosures

Ascendant Capital Markets, LLC is a broker-dealer registered with the United States Securities and Exchange Commission (SEC) and a member of the FINRA and SIPC. Ascendant Capital Markets, LLC is not a Registered Investment Advisor nor is it an investment advisor registered with the Securities and Exchange Commission or with the securities regulators of any state, and at the present time is not eligible to file for federal registration.